

# Hemme Station Park

This pedestrian friendly park located along the Iron Horse Trail in Alamo provides a perfect place to rest, play, hydrate and enjoy a picnic lunch. The play area has interpretive elements related to transportation and trains in recognition of the Union Pacific Railroad train station which was located here in the 1800s. The public can walk or bike into the park from the Iron Horse Trail, which is the former railroad corridor.

## Amenities include:







- ◇ .07 acre community park
- ◇ Restrooms
- ◇ Drinking fountains
- ◇ Hydration station
- ◇ Bike racks
- ◇ Benches
- ◇ Shade structure
- ◇ Picnic facilities
- ◇ Playground structures



## Location

1193 Danville Blvd,  
Alamo, CA 94507

## Directions from Martinez

- ◇ Take CA-4 E toward Stockton/Interstate 680 
- ◇ Merge onto CA-4 
- ◇ Take Exit 12B to merge onto I-680 S toward San Jose 
- ◇ Take Exit 42B for Stone Valley Rd. 
- ◇ Turn right onto Stone Valley Rd. 
- ◇ Turn left onto Danville Blvd. 
- ◇ Turn right onto Hemme Ave. 